



Welcome to

# My Arts Journey Booklet

Name: \_\_\_\_\_

This booklet of Arts Activities has been created for you to do at home. There are lots of activities to choose from.

The activities have a colour code

**Pink** – Free activity

**Yellow** – Quick Activity

**Green** - Visits and activities that are free

**Blue** – Visits and activities that are to pay for

# Section 1

## Quick Activities

### Learn a New Dance

- Let's learn a new dance.
- You could go onto Youtube and choose a dance to learn or, watch a music video and learn the dance moves.



You could look at ghostbusters from Just dance  
<https://www.youtube.com/watch?v=RYgIVc5Jvjg>

Stick a photos of you learning the dance here.

# Create your own dance routine



- Make up your own dance routine to a song you like.
- You could always make up a dance routine with your friends as well.
- When you're ready, perform it to your family or friends.



Draw your dance using stick men to show the moves.

A large, empty rectangular box with a thin black border, intended for the student to draw their dance routine using stick figures.

Learn to sing a song. 🌟

- Choose a song you would like to learn to sing. It may be a pop song or a song from a film.
- When you have learnt it, perform it to your family.



Make a recording on your phone/other device and share it with your family.

Compose a song to a tune you know 

You may choose a pop song and change the words .  
Or you may choose a traditional song and change  
the words to that. For instance: make new words to  
the song 'Circle of life' from the Lion King.




Write your finished lyrics here.



Create chalk drawings on your garden patio.

- Use coloured chalks to make drawings on you patio.



Take a photo of one of your designs and stick it here.



## Section 2 Free Activities



Draw a view from your window then paint it.

- Choose a window of your home and draw the view from it. Take your time to look carefully.


This link will help you with this activity:

<https://theartyteacher.com/drawing-a-view-through-a-window/>



Draw your design in  
the box on the next  
page.

My view from a window







## Make a piece of clothing for a toy.



- <https://www.artsandcraftsforkids.co.uk/how-make-clothes-for-toys.html>
- Have fun making some clothes for a toy. You can use some old clothes of yours or an old pillow case or gloves.
- You can sew your items together or use special fabric glue to join them instead.
- You can also add decoration with old buttons, ribbon or draw with fabric crayons.
- Take a photo of your finished toy clothes and stick it below.





# Make a cartoon book about a day in the life of .....

- You could draw a day in the life of you or you could choose an imaginary person. Maybe it could be a superhero or you favourite toy.
- Draw boxes on plain paper for your cartoon book. You may need to think about what your characters are saying too. Here are some ideas to help you.
- Bring your finished cartoon book to school to show your teacher.





# Make a musical instrument from recycled junk e.g shaker, drum

- Have fun making musical instruments from you recycled junk at home. Here are some ideas for you. All the ideas and how to make them come from this website
- <https://zinginstruments.com/homemade-musical-instruments/>

- Balloon drums



## Xylophone



- Crisp can shaker



## Rubber band guitar



Stick a photo of your finished musical instrument here.



# Where in the world does your food come from...

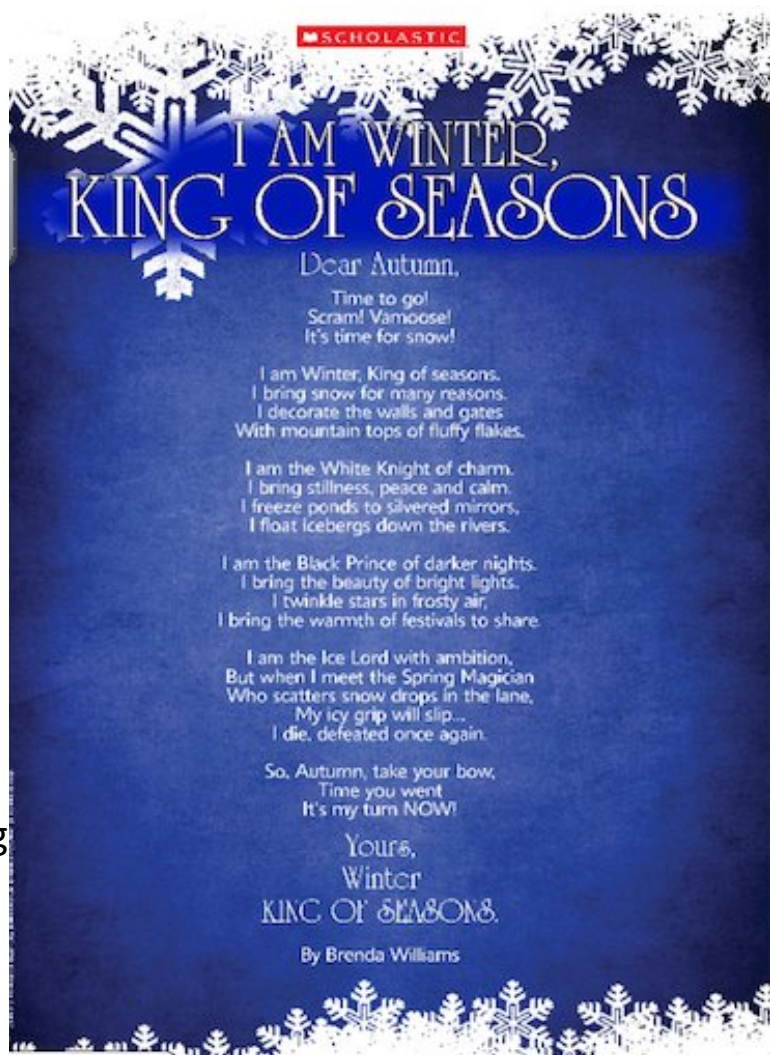
- How many different countries does your food come from? e.g. pizza, spaghetti, hot dog
- Print out or draw a world map. Every day for a week mark where the food you have eaten comes from.
- [https://www.printablee.com/post\\_simple-world-map-printable\\_294909/](https://www.printablee.com/post_simple-world-map-printable_294909/)
- What is the most popular country for your food?
- Decorate your map.





Create a poem about a season.

- Here is a poem about winter
- Can you write a poem about a season
- Which season would you write about?
- Draw some ideas first to describe your season.
- Is your poem going to rhyme or will it be an acrostic poem?
- Have fun thinking of words and phrases to describe the season.
- Remember you are painting a picture with words.
- Decorate your poem when it is finished.



Write your poem in the box on the next page.

My poem about a season

A large, empty rectangular box with a black border, intended for writing a poem. The box is positioned below the title and occupies most of the page's vertical space.

|



# Create an Art in a Box



- Can you make an art in a box that would describe you. Choose a cereal box or an old shoe box. Think about what you want to create to go in it. What are your favourite things to do? Who is in your family? Do you have any pets?
- Decorate your box and title it 'This is me'. Think about how to make it 3d. Will you hang things from the roof of the box? How will you make things stick out? Here are some ideas to help you.



Bring your finished box to school to show.



# Make an Andy Goldsworthy style sculpture

- Go for a walk in a park , collect natural materials and make a sculpture like Andy Goldsworthy. Take a photo of your finished sculpture or draw what it looked like.
- Here are some ideas to help you.



My finished sculpture.

A large, empty rectangular box with a black border, intended for the user to place a photo or drawing of their finished sculpture.





Listen to music and draw how it makes you feel.

- Listen to a piece of music called The little train of Caipira from BBC take ten pieces. Here is a link <https://www.bbc.co.uk/teach/ten-pieces/classical-music-heitor-villa-lobos/z4nsmfr>
- What do you picture in your mind as you listen to the music? How does it make you feel?
- Now listen to the music again and as you listen, draw a picture of how the music makes you feel.
- Your picture might be abstract ( it is a picture of shapes and colours that show how you feel) or it make be a picture of the train journey.



Draw your picture in the box on the next page.

My finished picture inspired by listening to music.



# Make a collage of your local area



- Go on a walk of your local area. Have a look at what is around you.
- What do the buildings look like? Do you have any green spaces like parks? Where is your favourite place to visit?
- You are going to make a collage of your local area. Here is a video clip to help you with ideas.
- <https://www.bbc.co.uk/teach/class-clips-video/art-and-design-ks1-ks2-creating-a-collage-landscape/zfrfbdm>
- You can use junk materials to make your collage. Think about what you want to show. Think about your colours too.
- Add drawings of your favourite places onto your collage.
- Decorate your collage with colour, this could be with colouring pencils or paint.

Bring your collage to school to show your teacher.



# Learn to knit



- Is there someone in your family that can knit? Maybe you could ask them to teach you to knit.
- If not, here are a few links that can help you
- <https://www.gatheringbeauty.com/blog/how-do-you-start-finger-knitting>
- <https://archziner.com/diy/knitting-for-beginners-step-by-step-guide-2021/>



What did you make?

What did you enjoy the most?

Will you carry on knitting?

## Section 3



### Visits and activities that are free.

Visit a church to see a stained glass window.

- Have you ever seen a stained glass window? They are windows that have been coloured to sometimes tell a story.
- Go and visit a local church and have a look at the stained glass windows.
- What can you see in the windows? What do you think the story is about?
- Can you find other stained glass windows around town? Go on a stained glass window hunt.



# Visit the local library



- Have you been to Bicester library before? It is free to join the library.
- Visit the library and choose a book to borrow.
- Sometimes there are free activities happening in libraries that you can go to too.



Here is the website for Bicester Library

<https://www.oxfordshire.gov.uk/residents/leisure-and-culture/libraries/find-library/bicester-library>

# Go on a Crows of Bicester hunt.



- There are four sculptures of crows that were created by artists Diane Gorvin and Phillip Bews. Can you find them?
- Go on a crow hunt. You will find them around and near the Sainsbury's in Bicester Town.
- Which is your favourite? Draw your favourite crow and add detail.
- Draw your crow on the next page.



My favourite crow sculpture.



I like it because..





# Visit the Ashmolean Museum in Oxford


- Museums are free to go to and lots of fun.
- Visit the Ashmolean and go to the modern art galleries. Choose your favourite painting and sit down and draw it. You can then colour it with colouring pencils.
- You could also go on a sculpture hunt. Find your favourite sculpture and draw it. When you get home, have a go at making the sculpture out of air dry clay.
- [www.ashmolean.org](http://www.ashmolean.org)



# Go on a gargoyle hunt.



- Have you ever been to see the old buildings in Oxford? A lot of the buildings have sculptures called gargoyles on them.
- A gargoyle is an ugly statue that has been carved out of stone and put onto old buildings. Their job was to take the rainwater away from the building.
- Go on a gargoyle hunt in Oxford. How many can you find?
- Draw your favourite gargoyle in the box on the next page.



My favourite Oxford gargoyle.

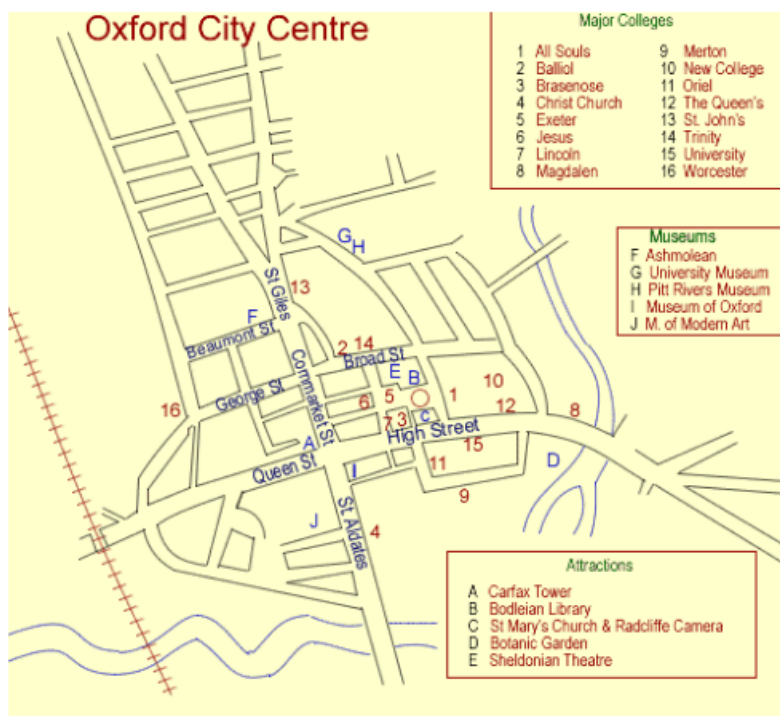


I like it because ..



# Go on a Building Hunt in Oxford

- We are really lucky to have beautiful buildings to explore near us in Oxford.
- Go on a building hunt . Look up at the buildings, what can you see?
- Tick the buildings you have visited from the list below. If you can, take a photo of yourself outside your favourite building.
- Radcliffe Camera
- Bridge of Sighs
- Bodleian library
- Christchurch Cathedral
- Sheldonian Theatre
- Pitt Rivers Museum





# Make a Model Building

- Which is your favourite building in Oxford?
- Make a model of your favourite building. You could make it out of building bricks or out of cereal boxes

• .





## Visit The Banbury Museum

- Visit the Banbury Museum.
- Choose your favourite piece of information and tell someone about it.

[www.banburymuseum.org](http://www.banburymuseum.org)



My favourite bit I learnt was ..

## Section 4

### Activities to pay for



## Paint a glass jar

- For this activities you will need to buy some glass paints or you can mix acrylic paint with PVA glue to make the paint. You can paint a recycled glass jam jar from home or you could visit a local charity shop and buy a glass item to paint.
- How to paint a glass jar.
- Wash the jar and take the labels off.
- Plan your design on paper, then use a washable felt pens to draw your design on the jar.
- Paint the outline of your design on the jar. Leave it to dry.
- When dry, use a cotton bud to wash off the felt pen marks.
- Use coloured paint to paint inside your outlines.
- Leave it to dry completely.







## Visit the Story Museum of Oxford

- The story Museum in Oxford has lots of exciting activities happening.
- Find out what activities are happening and choose one you would like to go to.
- Visit the museum then draw your favourite thing from your visit. Draw it in the box on the next page.

[www.storymuseum.org.uk](http://www.storymuseum.org.uk)





My favourite thing from the Story Museum

A large, empty rectangular box with a black border, intended for a drawing or a written response.

My favourite thing was..



## Watch a performance at The Mill Arts Centre in Banbury.

- Have you ever been to The Mill Arts Centre in Banbury? It has lots of things going on and they often have shows for children that you can go to watch.
- Choose a show and go and watch it. Draw a picture of your favourite part of the show. Draw it in the box on the next page.
- [www.themillartscentre.co.uk](http://www.themillartscentre.co.uk)





## Visit the OYAP Trust in Bicester

- OYAP is a place with lots of arts activities for children to take part in.
- Find out what activities they have on offer and choose one to take part in.

[www.oyap.org.uk](http://www.oyap.org.uk)



I took part in ..

My favourite part of the show.

A large, empty rectangular box with a black border, intended for the user to write their answer to the question above.

# My review of the booklet. KS1

- My best bit was

- I want to find out more about

# My review of my booklet KS2

- My favourite part of doing this booklet was


- I would like to learn more about

- I am most proud of


Tick the activities you have completed in the grids below.


You can achieve certificates for doing the activities.

- 6 Activities – Bronze Certificate
- 12 Activities – Silver Certificate
- 18 activities - Gold Certificate
- 24 activities – Platinum certificate

Quick Activities 	Date when achieved
Learn a new dance	
Create your own dance routine	
Learn to sing a song	
Compose a song to a tune you know	
Create chalk drawings on your garden patio	

Free activities 	Date when achieved
Draw a view from your window then paint it	
Make a piece of clothing for a toy.	
Make a cartoon book about a day in the life of .....	
Make a musical instrument from recycled junk e.g shaker, drum	
Where in the world does your food come from?	
Create a poem about a season.	
Create an Art in a Box	
Make an Andy Goldsworthy style sculpture	
Listen to music and draw how it makes you feel.	
Make a collage of your local area	
Learn to knit	

Visits and activities that are free 	Date when achieved
Visit a church to see a stained glass window.	
Visit the local library	
Go on a Crows of Bicester hunt.	
Visit the Ashmolean Museum in Oxford	
Go on a gargoyle hunt.	
Go on a Building Hunt in Oxford	
Make a Model Building	
Visit The Banbury Museum	

Activities to Pay For 	Tick when achieved
Paint a glass jar	
Visit the Story museum of Oxford	
Watch a performance at The Mil Arts Centre in Banbury.	
Visit the OYAP Trust in Bicester	